



Blinx Swivel Chair

Cover 2:
Natty Gold

Cover 3:
Natty Diamond Gold

Dark Wood Feet

Cover 1:
Ramsay Pebble

Fantasia Collection

Colours represented are to be used as a guide only.
Please refer to manufacturers swatch for a more accurate colour match. 09/01/2017

Please note that colour shadings can vary slightly from each roll of fabric.
We cannot guarantee a precise match to these samples or between cut lengths and upholstered goods.

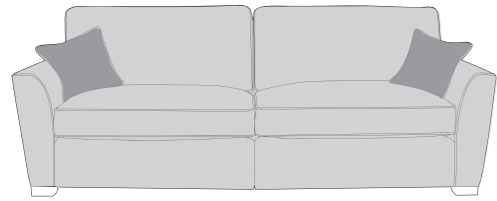
Extra Flex[®]

FANTASIA COVER GUIDE - PILLOW BACK & STANDARD BACK

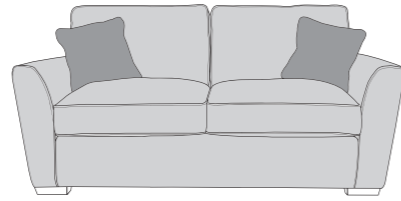
Please use this guide when ordering the following pieces to clarify cover options.

STANDARD BACK

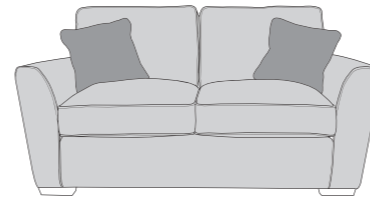
4 Seater modular sofa



3 Seater sofa

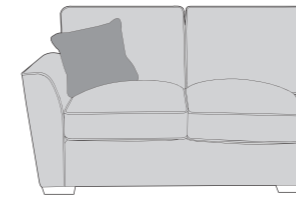


2 Seater sofa




L2/R2


Available in standard sofa bed action (L2S/R2S)




LFC/RFC




L2, RFC, P Group



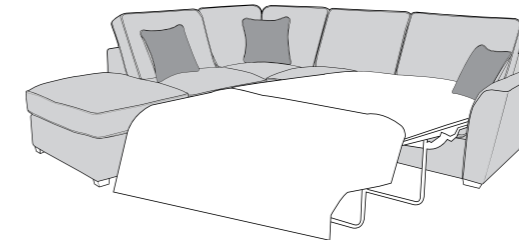
P, LFC, R2 Group



L2S, RFC, P Group

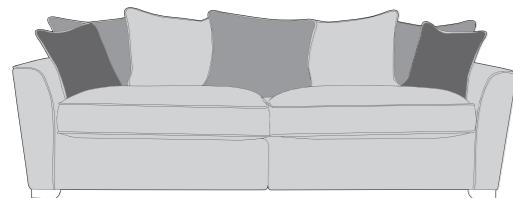


P, LFC, R2S Group

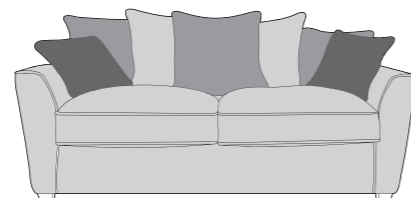


PILLOW BACK

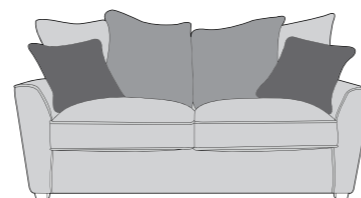
4 Seater modular sofa



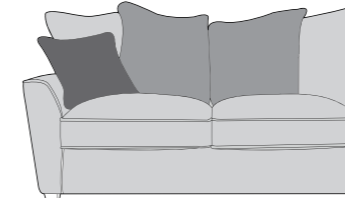
3 Seater sofa




2 Seater sofa



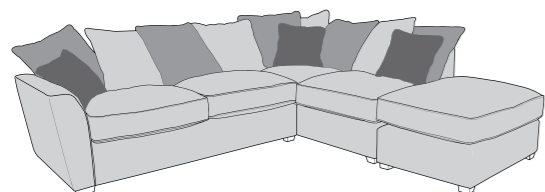
L2/R2



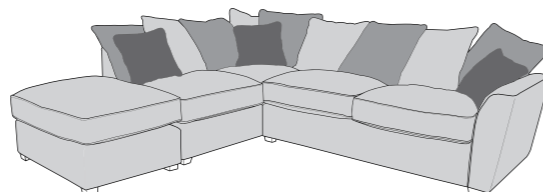
LFC/RFC



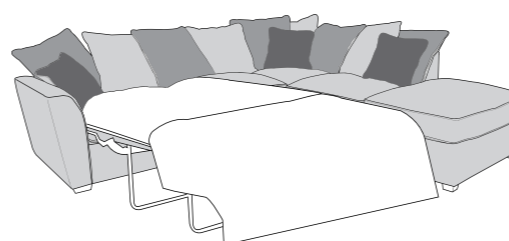
L2, RFC, P Group



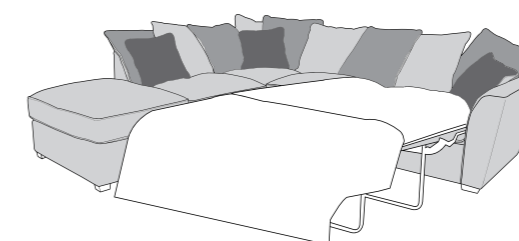
P, LFC, R2 Group



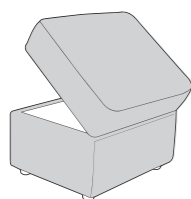
L2S, RFC, P Group



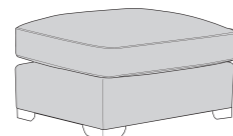
P, LFC, R2S Group



Storage Footstool (F)




Large Footstool (P)

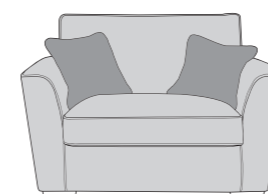


Sofa Bed Options


Available in standard back only



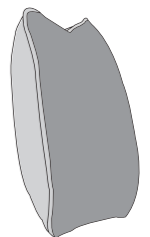
Love chair



Arm chair

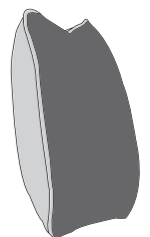


Standard Back Scatter Cushions



Front = Cover 2
Piping = Cover 1
Back = Cover 1

Pillow Back Scatter Cushions



Front = Cover 3
Piping = Cover 1
Back = Cover 1



FANTASIA DIMENSIONS (CM)

AVAILABLE PIECES	HEIGHT 1	WIDTH 2	DEPTH 3	SEAT HEIGHT 4	SEAT DEPTH (STD) 5	SEAT DEPTH (PILLOW) 5	SEAT WIDTH 6	ACCESS DIAGONAL 7	WEIGHT (KG)	PILLOW BACK NUMBER	SCATTER CUSHIONS
3 SEATER SOFA	97	205	98	56	55	58	161	223	56	5 (x3 cover 2/x2 cover 1)	2
2 SEATER SOFA	97	178	98	56	55	58	133	198	49	4 (x2 cover 2/x2 cover 1)	2
ARM CHAIR	97	105	98	56	55	N/A	60	142	34.5	N/A	1
LOVE CHAIR	97	136	98	56	55	N/A	90	161	44	N/A	2
L2/R2 UNIT	97	183	98	56	55	58	164	207	49	4 (x2 cover 2/x2 cover 1)	1
LFC/RFC UNIT	97	178	98	56	55	58	133	198	53	5 (x3 cover 2/x2 cover 1)	2
LFS UNIT/ RFS UNIT (4M)	97	128	98	56	55	58	108	156	36	(See 4 seater modular sofa)	1 per piece
LARGE FOOTSTOOL (P)	56	98	70	56	55	58	70	115	18	N/A	N/A
STORAGE FOOTSTOOL (F)	45	63	50	N/A	N/A	N/A	N/A	75	12.5	N/A	N/A
L2S/R2S - STD SOFA BED ACTION	97	156	98	56	55	58	130	180	57	4 (x2 cover 2/x2 cover 1)	1
4 SEATER MODULAR SOFA	97	256	98	56	55	58	216	270	72	5 (x3 cover 2/x2 cover 1)	2
L2, RFC, P GROUP P, LFC, R2 GROUP	97	281	248	56	55	58	218+133+70	N/A	120	9 (x5 cover 2/x4 cover 1)	3
L2S, RFC, P GROUP P, LFC, R2S GROUP	97	254	248	56	55	58	191+133+70	N/A	128	9 (x5 cover 2/x4 cover 1)	3
SOFA BEDS - STD BACK ONLY											
1S (80CM SOFA BED) STANDARD	97	136	98	56	55	N/A	148	167	56	N/A	2
1D (80CM SOFA BED) DELUXE	97	136	98	56	55	N/A	148	167	67	N/A	2
2S (120CM SOFA BED) STANDARD	97	174	98	56	55	N/A	130	197	67	N/A	2
2D (120CM SOFA BED) DELUXE	97	174	98	56	55	N/A	130	197	85	N/A	2
3S (140CM SOFA BED) STANDARD	97	194	98	56	55	N/A	91	215	71	N/A	2
3S (140CM SOFA BED) DELUXE	97	194	98	56	55	N/A	91	215	92.5	N/A	2
OPEN DEPTH OF SOFA BEDS 226CM											
SCATTER CUSHIONS	SCATTER CUSHIONS ON STANDARD BACK MODELS: FRONT = COVER 2. BACK + PIPING = COVER 1 SCATTER CUSHIONS ON PILLOW BACK MODELS: FRONT = COVER 3. BACK + PIPING = COVER 1										

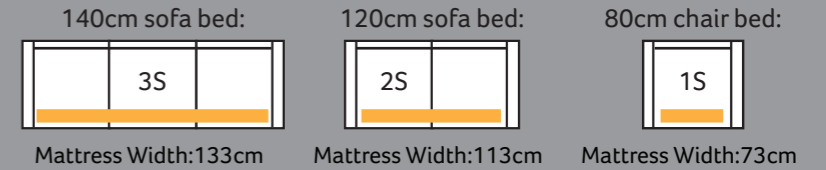
- * Available with Pillow or Standard back cushions.
- * Fibre filled backs for added comfort.
- * Downed, screwed, glued & stapled joinery.
- * Hardwood & composite board frame.
- * Reversible pillow back cushions for durability and comfort.
- * Fibre scatter cushions included.

SOFABEDS: 2 SLEEP OPTIONS

STANDARD ACTION & FOAM MATTRESS

A three fold metal action with a sprung 'polyprop' base. Complemented by a high performance foam mattress. For occasional use only.

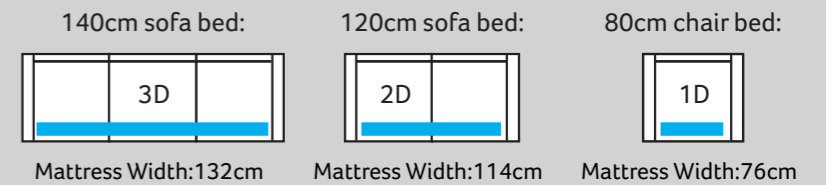
Mattress Thickness: 6cm
Mattress Length: 185cm



DELUXE ACTION & SPRUNG MATTRESS

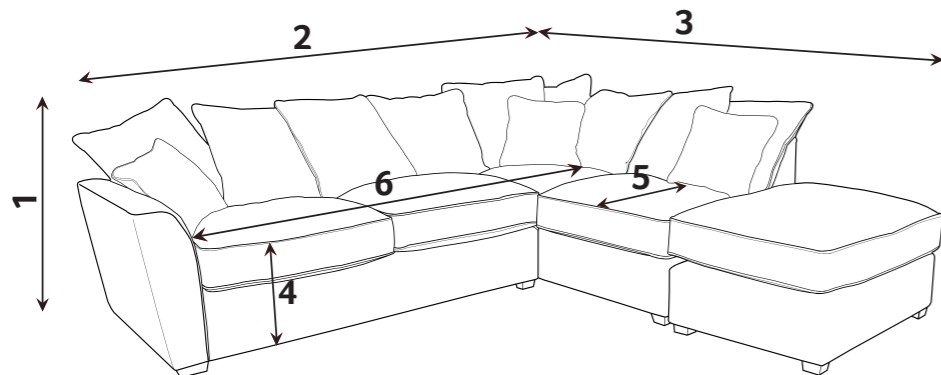
A two fold metal action with beech slats. Complemented by a deluxe sprung mattress. For everyday use.

Mattress thickness: 11.5cm
Mattress Length: 183cm

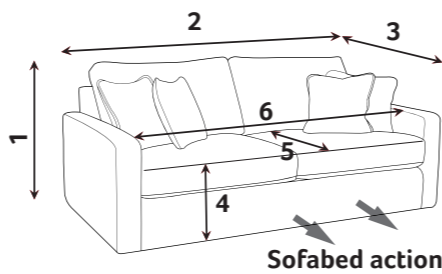


Sofa beds available as standard back only

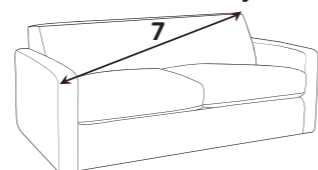
DIMENSION GUIDE



- 1 - HEIGHT
- 2 - WIDTH
- 3 - DEPTH
- 4 - SEAT HEIGHT
- 5 - SEAT DEPTH (STD & PILLOW)
- 6 - SEAT WIDTH

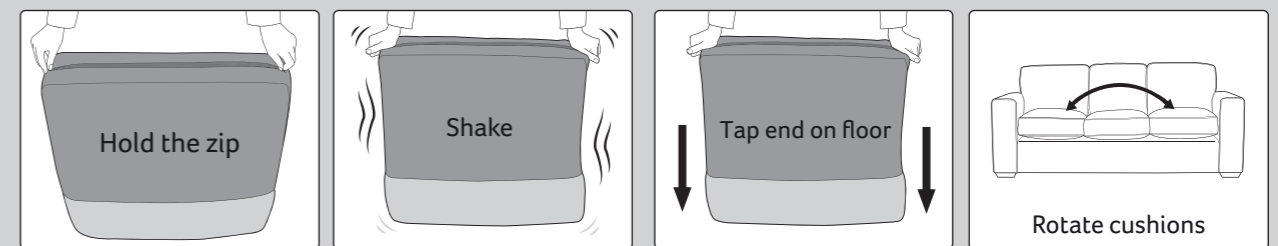


Check the diagonal access dimension to ensure furniture will fit in your home.



Illustrations used for reference only.

EXTRAFLEX CARE GUIDE




Extraflex seat cushions should be **plumped up on a regular basis** to help maintain the aesthetic appeal of your upholstery, the plumping of cushions is essential to help retain the comfort and softness of any piece of upholstered furniture.

Rotate the position of the seat cushions wherever possible to balance out cover and interior wear. For further information on maintaining your furniture please refer to the care guide located under the seat platform.

- Beech (light)
- Mid oak
- Brown (dark)
- Chrome

FOOT OPTIONS:



Please note : All dimensions are approximate. Allow tolerance of +/- 2.5cm.

Wood is a natural product and will vary in shade/colour from item to item. Feet may require fitting. 9/12/2016

