

THE
METAL
COLLECTION



Serene
BEDS



A place to dream...



Combining stylish design, quality manufacturing and affordability

To coincide with Serene Furnishings 10th Anniversary, we are proud to present a new brochure celebrating the inspired Metal Collection.

For ten years the Metal Collection has breathed life in to the bedroom through a wide range of innovative designs backed by quality craftsmanship and excellent customer service. There is something for every taste, budget and home, and for 2015, more choice than ever before.

The new, expanded Metal Collection covers the recognised price-points with styles, finishes and colours that set Serene apart from the competition, as a market leader in metal bedroom furniture – Serene is a name synonymous with outstanding diversity in design, quality and value.

You are invited to discover more about this game-changing collection in the pages that follow and how it has enabled retailers across the UK to offer a fashionable, trend-setting range of bedsteads, guest beds, day beds, bunk beds and headboards. The Metal Collection is supported by unparalleled levels of stock and quick delivery times to provide you with every opportunity of making a sale. In this new brochure you will see that the traditional and contemporary feature in equal measure, with masculine and feminine models, children's styles too, combining to ensure the continued popularity of metal bedroom products.

The creative team at Serene Furnishings is confident of the expanded Metal Collection igniting the imagination of retailers and consumers alike, and that you will enjoy exploring the opportunities presented to your business through this new 10th Anniversary update.

As always, your feedback is welcome and appreciated. You can contact a member of the Serene team by emailing sales@serene.co.uk

The Metal Collection is where design, affordability and quality reside in perfect harmony.



Serene
BEDS

Contents



BEDSTEADS

06
34



GUEST BEDS

36
53



DAY BEDS
WITH OPTIONAL
GUEST BED

54
59




BUNK BEDS

62
67



FOLDING BEDS

68
69



STORAGE DRAWERS

70



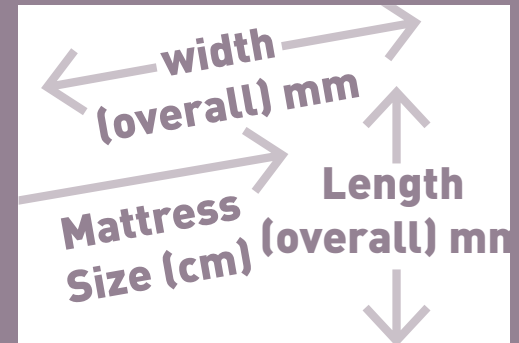
HEADBOARDS

71
88



INDEX

90
97



DIMENSIONS

98
99

Bedsteads

BENJAMIN	06
ASHLEY	07
EDWARDIAN II	08
CALYPSO	09
PLUTO	10
JESSICA	11
OLIVIA	12
ZEUS	13
NICE	14
MARSEILLES	15
ELIZABETH	16
ARMSTRONG	17
CHLOE	18
PARIS	19
MODENA	20
LYON	21
MERCURY	22
TETRAS WHITE	23
TETRAS BEECH	24
BRENNINGTON	25
WAVERLY	26
CELINE	27
ISABELLE 4 POSTER	28
ISABELLE	29
DAISY	30
YASMIN	31
JEMIMA	32
SOCCER	33
PENNY	34



Benjamin

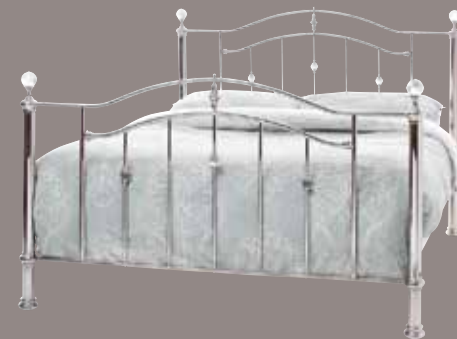
This classically styled design makes for a stunning centre-piece and is punctuated by steel sheet accessories and decorations. Benjamin is presented in a Brass and Nickel finish.



Bedstead						
Finish	75	90	120	135	150	180
Brass			■	■	■	■
Nickel			■	■	■	■

Ashley

A curvaceous top-rail complements the uprights of this elegant design, while crystal effect accessories and choice of Black Nickel and Nickel finish options are an opulent touch.



Bedstead	75	90	120	135	150	180
Finish						
Black Nickel			■	■	■	■
Nickel			■	■	■	■



Edwardian II

A successful variation on a theme, this traditional bedstead presents Edwardian styling and is completed with engraved castings and oval shaped finials.



Bedstead	75	90	120	135	150	180
Finish						
Black with Antique Bronze		■		■	■	■
Ivory with Antique Bronze		■		■	■	■

Calypso

Funky and chic, the Calypso breathes life into a modern bedroom.



Bedstead						
Finish	75	90	120	135	150	180
Black Nickel				■	■	■

Pluto

Sharp lines and smooth edges define this contemporary design.



Bedstead						
Finish	75	90	120	135	150	180
Black & Shiny Nickel				■	■	

Jessica

Graceful and luxurious.



Bedstead	75	90	120	135	150	180
Finish						
Antique Nickel			■	■	■	■
Antique Brass			■	■	■	■



Olivia


An Antique Brass finish is applied to this classically shaped bed, which is rich in character and delivers a sense of presence to any bedroom.



Bedstead						
Finish	75	90	120	135	150	180
Antique Brass				■	■	

Zeus

A contemporary design, with its low foot-end and minimalist headboard, Zeus will appeal to a wide audience and sit comfortably in a variety of homes.



Bedstead						
Finish	75	90	120	135	150	180
Nickel		■	■	■	■	■
Black Nickel		■	■	■	■	■

Nice

A perfect setting
for magical dreams.



Bedstead						
Finish	75	90	120	135	150	180
White Gloss				■	■	

Marseilles

Captivating on the eye, a centrepiece for the bedroom.



Bedstead

Finish	75	90	120	135	150	180
Black		■	■	■	■	■
Ivory Gloss		■	■	■	■	■



Elizabeth

Simply alluring.



Bedstead						
Finish	75	90	120	135	150	180
Titanium Grey				■	■	

Armstrong

Influenced by the orient and completed with oak finished posts.



Bedstead						
Finish	75	90	120	135	150	180
Black & Oak				■	■	



Chloe

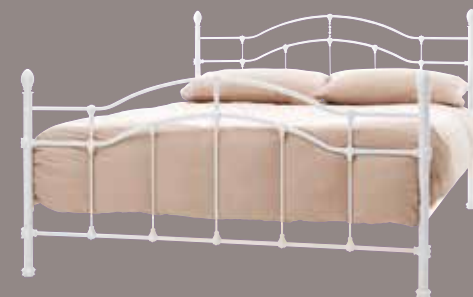
Femininely styled, Chloe is a playfully imaginative design that will add a touch of personality to the bedroom décor. Simply gorgeous in Ivory Gloss.




Bedstead						
Finish	75	90	120	135	150	180
Ivory Gloss		■		■		

Paris

Robust and sturdy on the eye, Paris has been classically refined and looks equally stunning in Black or White Gloss.



Bedstead						
Finish	75	90	120	135	150	180
Black		■	■	■	■	
White Gloss		■	■	■	■	



Modena


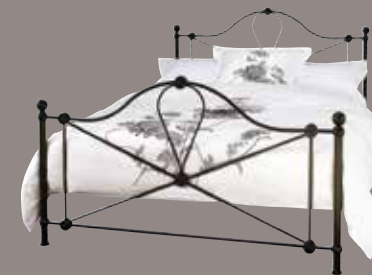
Luxury in metal - a sleek, fashionable bed.



Bedstead						
Finish	75	90	120	135	150	180
Black		■	■	■	■	
Champagne		■	■	■	■	

Lyon

Sharp lines and sumptuous curves, elegantly presented.



Bedstead						
Finish	75	90	120	135	150	180
Ivory Gloss		■	■	■	■	
Black		■	■	■	■	



Mercury

An engaging shape to revolutionise bedroom design.



Bedstead	75	90	120	135	150	180
Finish						
Pearl Silver	■	■	■	■	■	

Tetras White

A design offering huge appeal, Tetras is presented with uprights in a stunning white finish and a guest bed option too; it's a contemporary design that looks equally stunning in a choice of silver/white and black/white colour combinations.



Bedstead						
Finish	75	90	120	135	150	180
Silver & White		■	■	■	■	
Black & White		■	■	■	■	



Tetras Beech

Wooden corner posts complete the contemporary metal styling.



Bedstead		75	90	120	135	150	180
Finish							
Silver & Beech			■	■	■	■	
Black & Beech			■	■	■	■	

Brennington

Simply contemporary with a purposely low footend.



Bedstead						
Finish	75	90	120	135	150	180
Silver	■	■	■	■	■	



Waverly

Wave-like curves crest over the top of this elegant frame.



Bedstead	75	90	120	135	150	180
Finish						
Silver		■		■		

Celine

Straight and modern.



Bedstead						
Finish	75	90	120	135	150	180
Silver		■		■		



Isabelle

Four Poster

This inspired four-poster 3' bed will add a certain magic and charm to the look of a feminine styled bedroom. Quality craftsmanship and thoughtful touches are evident throughout and it looks undeniably beautiful presented in a sumptuous White Gloss.



Bedstead						
Finish	75	90	120	135	150	180
White Gloss		■				

Isabelle

An enchanting design in wrought iron, finished by hand and displaying craftsmanship of the highest order.



Bedstead						
Finish	75	90	120	135	150	180
White Gloss		■				

Daisy

Named after the charming daisy in the head and foot-end, this beautiful design is available in white finish.



Bedstead	75	90	120	135	150	180
White Gloss		■				

Yasmin

You can trust your heart with a design as beautiful as this.



Bedstead	75	90	120	135	150	180
White Gloss		■				
Pink Gloss		■				

Jemima


For the princess of hearts.



Bedstead	75	90	120	135	150	180
Finish						
Pink Gloss	■	■				

Soccer

Back of the net! A dream bed for any budding young footballer.



Bedstead						
Finish	75	90	120	135	150	180
Black		■				
White Gloss	■	■				



Penny

A delightful name for a bed suited to any child's room.



Bedstead	75	90	120	135	150	180
Blue Gloss		■				
White Gloss		■				
Pink Gloss		■				



Guest Beds

MARSEILLES	37
ISABELLE	38
DAISY	39
CHLOE	40
PARIS	41
LYON	42
MODENA	43
NEPTUNE	44
YASMIN	45
TETRAS WHITE	46
TETRAS BEECH	47
PENNY	48
JEMIMA	49
SOCCER	50
BRENNINGTON	51
CELINE	52
GUEST BED	53

Marseilles

A great innovation for when there is not enough room to store an extra single bed, yet occasionally you need one.



Guest Bed						
Finish	75	90	120	135	150	180
Ivory Gloss		■				
Black		■				



Isabelle

The under bed will raise to the same height as the main bed, allowing you the option to make this into a superb 6' bed or twin beds.



Guest Bed						
Finish	75	90	120	135	150	180
White Gloss		■				

Daisy

The guest bed can take a mattress up to 7" in depth.



Guest Bed						
Finish	75	90	120	135	150	180
White Gloss		■				

Chloe

The under bed can be used on either the left or right side of the bedstead.



Guest Bed	75	90	120	135	150	180
Finish						
Ivory Gloss		■				

Paris

Being on wheels it is highly manoeuvrable, making it easy to pull out or store away.



Guest Bed						
Finish	75	90	120	135	150	180
White Gloss		■				
Black		■				

Lyon

A great innovation for when there is not enough room to store an extra single bed, yet occasionally you need one.



Guest Bed						
Finish	75	90	120	135	150	180
Black		■				
Ivory Gloss		■				

Modena

The under bed will raise to the same height as the main bed, allowing you the option to make this into a superb 6' bed or twin beds.



Guest Bed						
Finish	75	90	120	135	150	180
Black		■				

Mercury

The guest bed can take a mattress up to 7" in depth.



Guest Bed	75	90	120	135	150	180
Finish						
Pearl Silver	■	■				

Yasmin

The under bed can be used on either the left or right side of the bedstead.



Guest Bed

Finish	75	90	120	135	150	180
White Gloss		■				
Pink Gloss		■				

Tetras White

Being on wheels it is highly manoeuvrable, making it easy to pull out or store away.

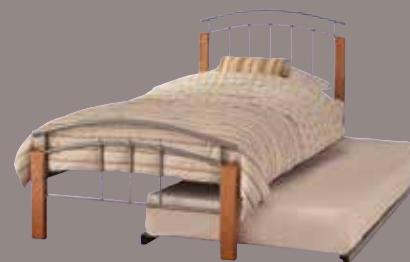


Guest Bed

Finish	75	90	120	135	150	180
Silver & White		■				
Black & White		■				

Tetras Beech

A great innovation for when there is not enough room to store an extra single bed, yet occasionally you need one.



Guest Bed						
Finish	75	90	120	135	150	180
Black & Beech		■				
Silver & Beech		■				



Penny

The under bed will raise to the same height as the main bed, allowing you the option to make this into a superb 6' bed or twin beds.



Guest Bed						
Finish	75	90	120	135	150	180
White Gloss		■				
Pink Gloss		■				

Jemima

The guest bed can take a mattress up to 7" in depth.



Guest Bed						
Finish	75	90	120	135	150	180
Pink Gloss	■	■				



Soccer

The under bed can be used on either the left or right side of the bedstead.



Guest Bed						
Finish	75	90	120	135	150	180
Black		■				
White Gloss	■	■				

Brennington

Being on wheels it is highly manoeuvrable, making it easy to pull out or store away.



Guest Bed						
Finish	75	90	120	135	150	180
Silver	■	■				

Celine

A great innovation for when there is not enough room to store an extra single bed, yet occasionally you need one.



Guest Bed	75	90	120	135	150	180
Finish						
Silver		■				

Guest Bed

The guest bed can be used on either the left or right of the bedstead. Being on wheels it is highly manoeuvrable, making it easy to pull out or store away.



Guest Bed						
Finish	75	90	120	135	150	180
Black	■	■				
Silver	■	■				
Ivory Gloss	■	■				
White	■	■				
Pink Gloss	■	■				

Day Beds with optional Guest Bed

FLORENCE IVORY GLOSS **55**

MARSEILLES BLACK **56**

MARSEILLES IVORY GLOSS **57**

LYON IVORY **58**

LYON BLACK **59**

Florence

Presented in soft Ivory, the Florence Day Bed has a graceful style of its very own.




Day Bed with optional Guest Bed

Finish	75	90	120	135	150	180
Ivory Gloss		■				

Marseilles

A sumptuous day bed in stunning black.



Day Bed with optional Guest Bed

Finish	75	90	120	135	150	180
Black		■				


Marseilles

Polished and refined in ivory gloss.



Day Bed with optional Guest Bed

Finish	75	90	120	135	150	180
Ivory Gloss		■				



Lyon

Combining aspects of traditional and contemporary design, presented in stunning ivory gloss.






Day Bed with optional Guest Bed

Finish	75	90	120	135	150	180
Ivory Gloss	■	■				

Lyon

Presented here in black, it becomes a statement piece for any room.



Day Bed with optional Guest Bed

Finish	75	90	120	135	150	180
Black	■	■				



Bunk Beds

OSLO THREE SLEEPER **62-64**
OSLO TWIN BUNK **65-67**

Folding Beds

AREZZO **68**
LUXOR **69**

Storage Drawers

SILVER **70**
WHITE **70**
PINK **70**
BLACK **70**



Oslo Three Sleeper Silver

Sprung slatted base on both upper and bottom bunk. We have reinforced the top bunk with an additional centre rail and cross bars to ensure safety.



Bunk Bed	75	90	120	135	150	180
Finish						
Silver		■		■		

Oslo Three Sleeper Black

The bunk beds are supplied with a wide step ladder, for comfort and safety.



Bunk Bed	75	90	120	135	150	180
Finish						
Black		■		■		



Oslo Three Sleeper White Gloss

Sprung slatted base on both upper and bottom bunk. We have reinforced the top bunk with an additional centre rail and cross bars to ensure safety.



Bunk Bed	75	90	120	135	150	180
Finish						
White Gloss		■		■		

Oslo Twin Bunk Silver

The bunk beds are supplied with a wide step ladder, for comfort and safety.



Bunk Bed	75	90	120	135	150	180
Finish						
Silver		■				

Oslo Twin Bunk Black

Sprung slatted base on both upper and bottom bunk. We have reinforced the top bunk with an additional centre rail and cross bars to ensure safety.



Bunk Bed						
Finish	75	90	120	135	150	180
Black		■				

Oslo Twin Bunk White Gloss

The bunk beds are supplied with a wide step ladder, for comfort and safety.



Bunk Bed						
Finish	75	90	120	135	150	180
White Gloss		■				



Arezzo

Eucalyptus is used to create the sprung wooden slats that sit on a 25mm tubular metal, anthracite frame. Ease of mobility is ensured by 360 degree castors and both models can be effortlessly deployed, with the Luxor having an automatic mechanism for extending and folding the legs and the Arezzo benefitting from a manual system.



Product Specification		
Mattress	Frame	Dimensions
Cover: Blue & white regency stripes	Base: Eucalyptus sprung slats	Folded: 80cm x 85cm x 39cm
Firmness: Medium	Mechanism: Manual	Sleeping: 200cm x 80cm x 39cm
Type: 12cm coil spring	Material: 25mm tubular metal frame	
Finish: Non quilted		
Material: Polyester		

Folding Bed						
Finish	75	80	120	135	150	180
Anthracite		■				

Luxor

Both the Arezzo and Luxor reflect the high quality and durability associated with Italian bed manufacture. Function and comfort under-pin the stylish appearance of both designs, which are complemented by coil sprung and memory foam mattresses.






Product Specification		
Mattress	Frame	Dimensions
Cover: Damask	Base: Eucalyptus sprung slats	80 cm Folded: 80cm x 85cm x 39cm
Firmness: Medium	Mechanism: Automatic	Sleeping: 200cm x 80cm x 39cm
Type: 10cm (1cm memory foam & 9cm Polyurethane foam)	Material: 25mm tubular sq. metal frame	120 cm Folded: 96cm x 85cm x 39cm
Finish: Non quilted		Sleeping: 200cm x 120cm x 40cm
Material: Polyester		

Folding Bed						
Finish	75	80	120	135	150	180
Anthracite		■	■			

Urban

The perfect partner for all our bedsteads, a set of sturdy storage drawers.



Drawers

Finish

Silver ■ White ■ Pink ■ Black

Headboards

HEADBOARD STAND	72
BENJAMIN	73
ASHLEY	74
EDWARDIAN II	75
JESSICA	76
ZEUS	77
MARSEILLES	78
LYON	79
TETRAS BEECH	80
MERCURY	81
BRENNINGTON	82
WAVERLY	83
YASMIN	84
PENNY	85
SOCCER	86
JEMIMA	87
ANNABELLE	88

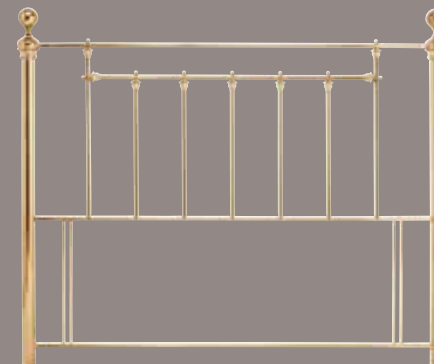
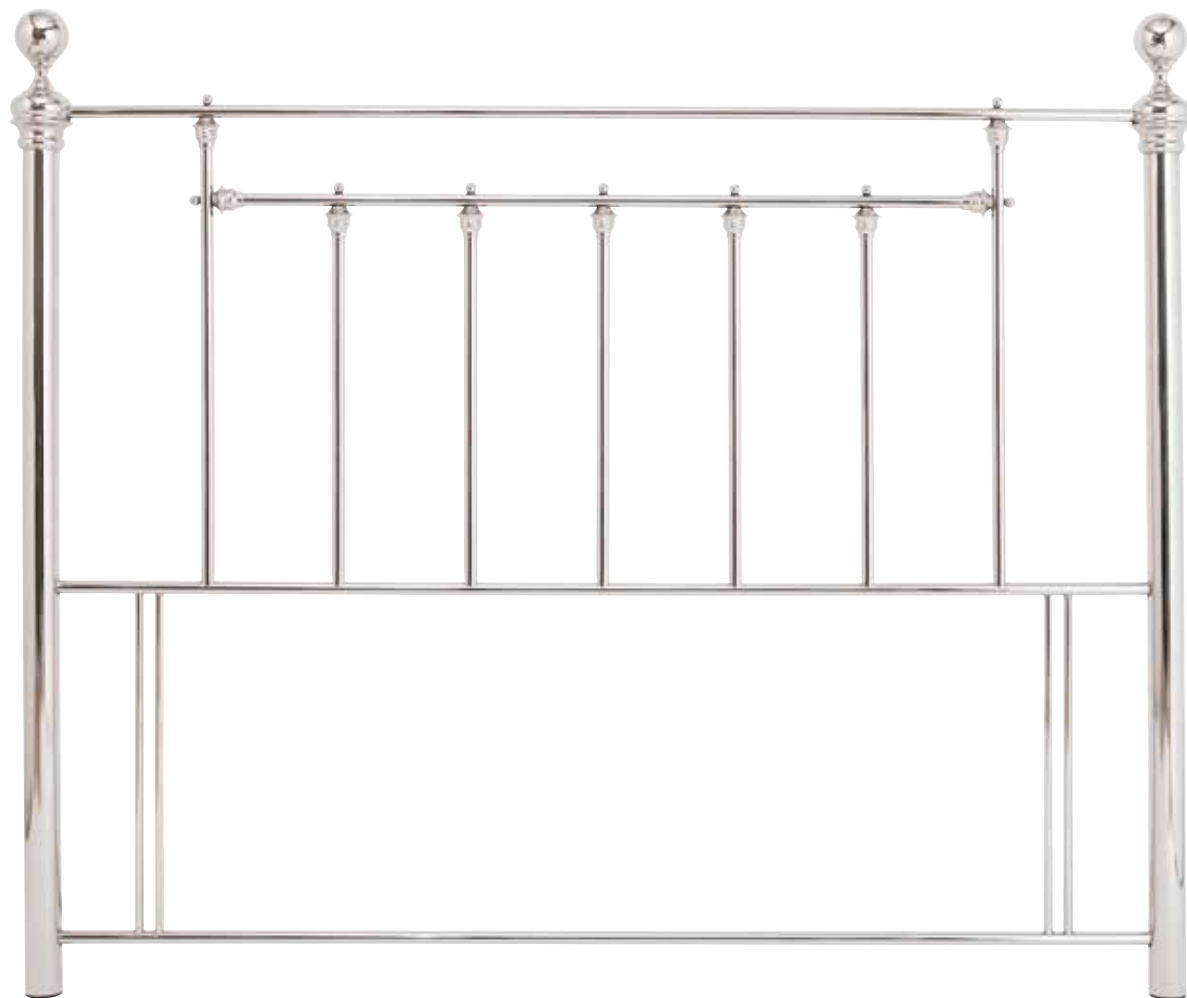
Headboard Stand

To assist with your floor presentation of the new Metal Collection, a headboard stand has been specially designed to mount and display the range of available headboards. This innovative display stand will accommodate all floor standing headboards in a single size and provides the opportunity to show a selection of alternative finishes, broadening the choice being presented in-store.

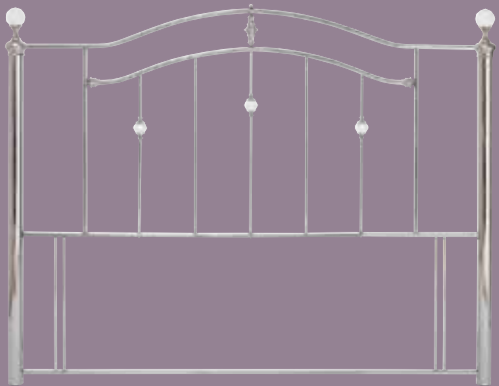


Benjamin

This classically styled design makes for a stunning centre-piece and is punctuated by steel sheet accessories and decorations. Benjamin is offered in a Brass and Nickel finish.

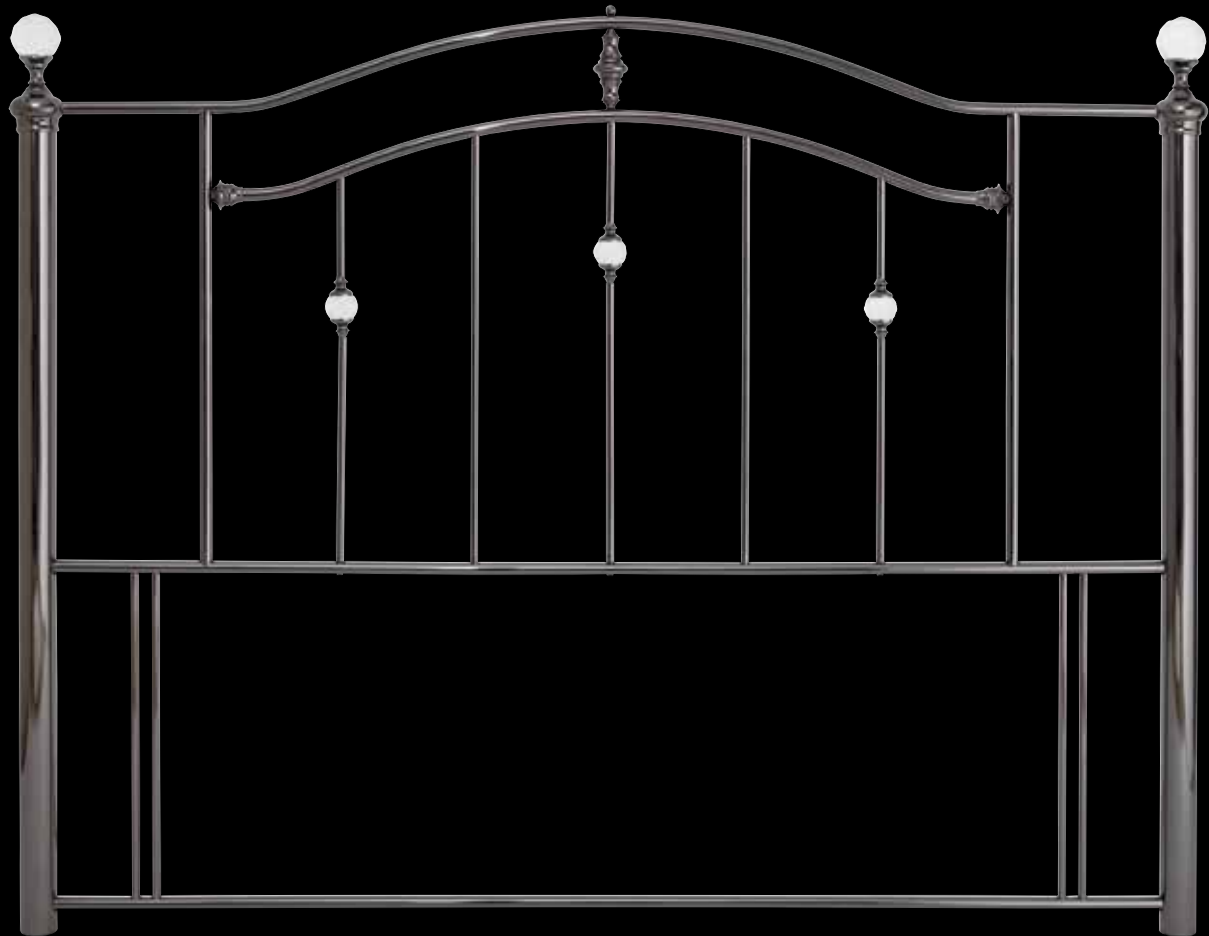


Headboard						
Finish	75	90	120	135	150	180
Nickel			■	■	■	■
Brass			■	■	■	■



Ashley

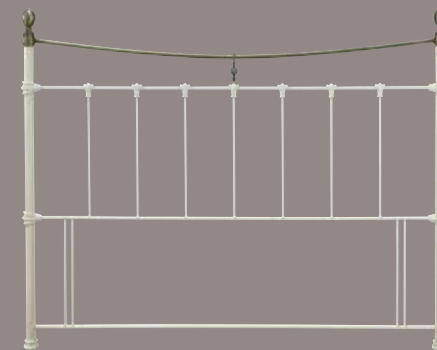
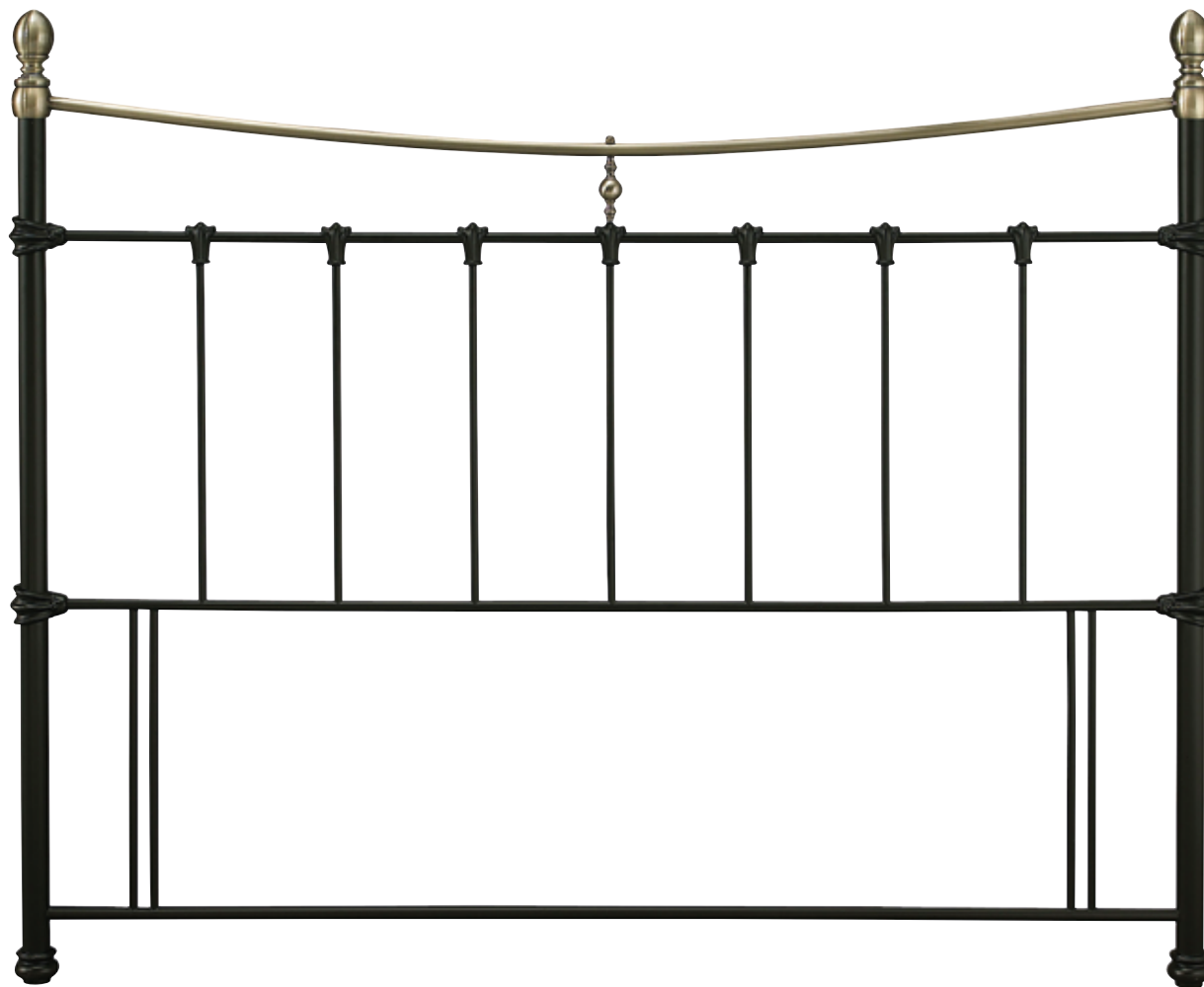
A curvaceous top-rail complements the uprights of this elegant design, while crystal effect accessories and choice of Black Nickel and Nickel finish options are an opulent touch.



Headboard						
Finish	75	90	120	135	150	180
Black Nickel			■	■	■	■
Nickel			■	■	■	■

Edwardian II



A successful variation on a theme, this traditional headboard presents Edwardian styling and is completed with engraved castings and oval shaped finials.



Headboard						
Finish	75	90	120	135	150	180
Black with Antique Bronze		■		■	■	■
Ivory with Antique Bronze		■		■	■	■

Jessica





A fanciful, romantic creation.....
the stuff of dreams.



Headboard						
Finish	75	90	120	135	150	180
Antique Brass			■	■	■	■
Antique Nickel			■	■	■	■

Zeus




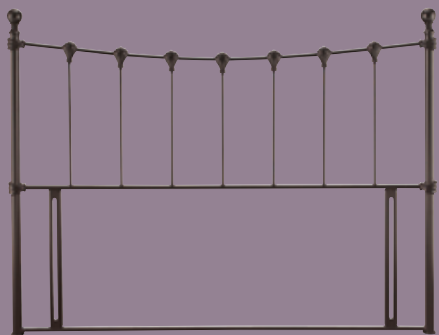
A contemporary design, this minimalist headboard will appeal to a wide audience and sit comfortably in a variety of homes.



Headboard	75	90	120	135	150	180
Finish						
Black Nickel		■	■	■	■	■
Nickel		■	■	■	■	■

Marseilles

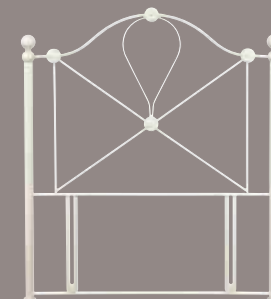
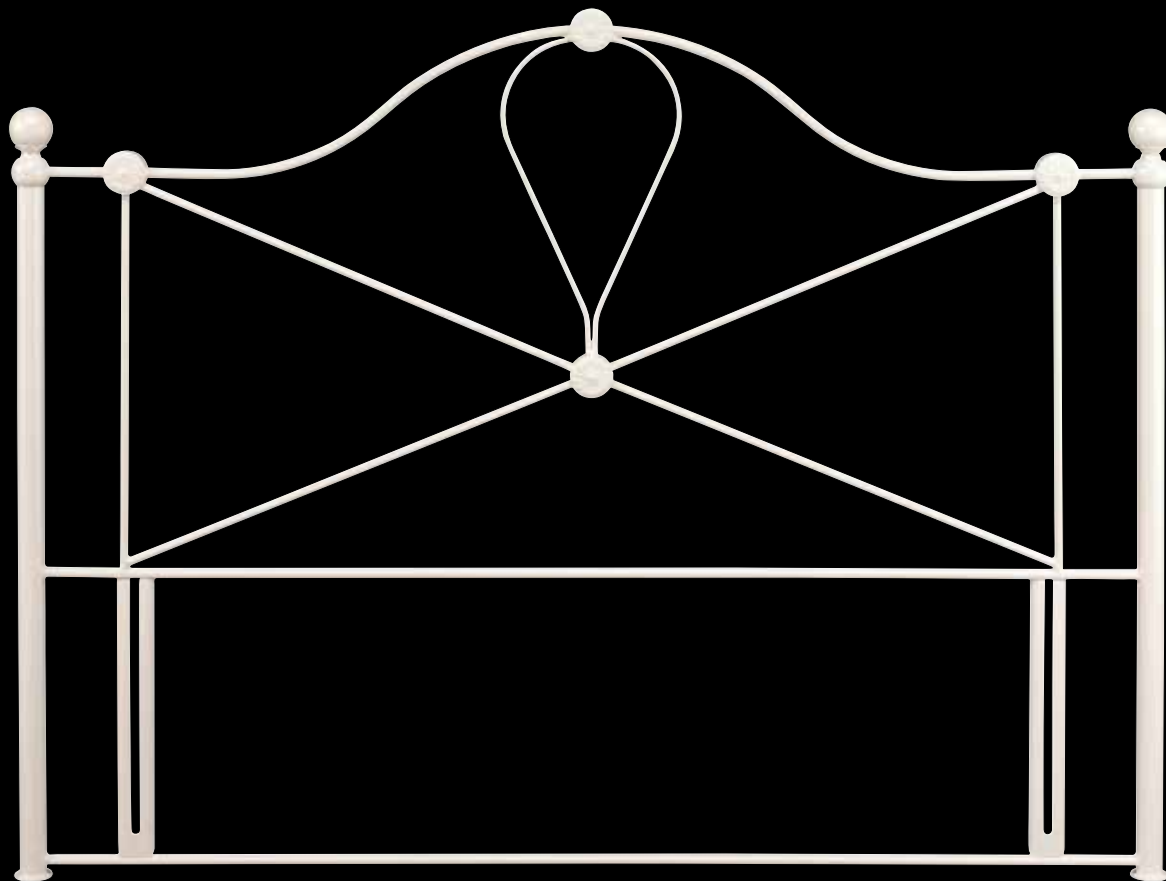
Captivating on the eye,
a centrepiece for the bedroom.



Headboard						
Finish	75	90	120	135	150	180
Ivory Gloss		■	■	■	■	■
Black		■	■	■	■	■

Lyon

Sharp lines and sumptuous curves,
elegantly presented.

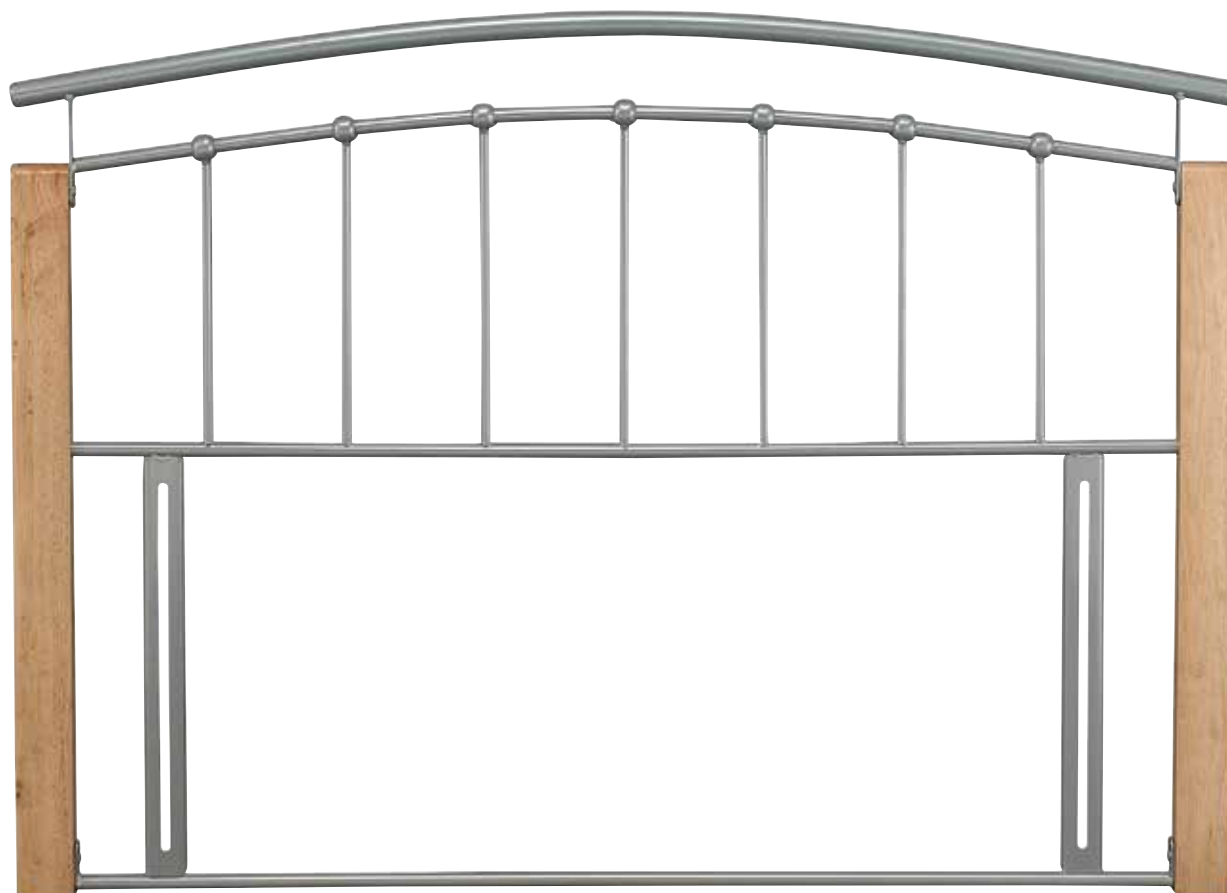


Headboard						
Finish	75	90	120	135	150	180
Ivory Gloss		■	■	■	■	



Tetras Beech

Wooden corner posts complete the contemporary metal styling.



Headboard	75	90	120	135	150	180
Finish						
Silver & Beech		■	■	■	■	


Mercury

Marrying curves with sharp lines, to stunning effect.



Headboard	75	90	120	135	150	180
Finish						
Pearl Silver		■	■	■	■	

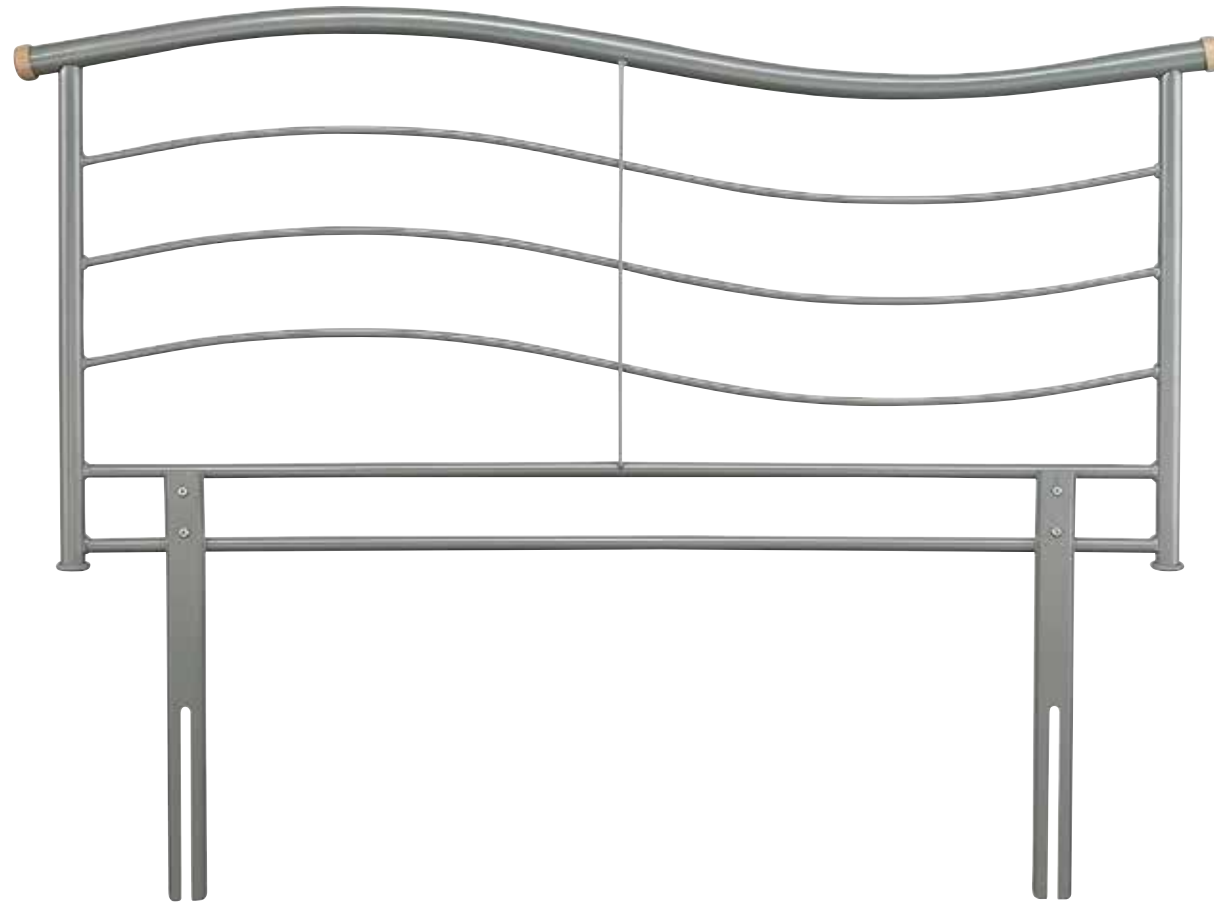
Brennington Simply contemporary.




Headboard	75	90	120	135	150	180
Finish						
Silver		■	■	■		

Waverly

Wave-like curves crest over the top of this elegant headboard.

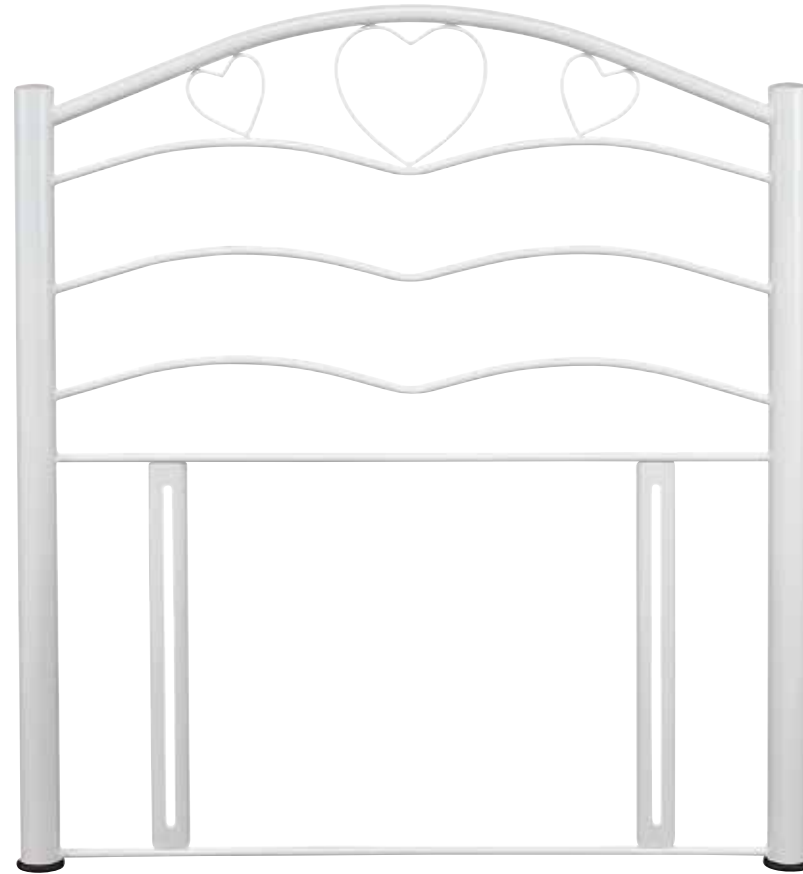


Headboard	75	90	120	135	150	180
Finish						
Silver		■		■		



Yasmin



You can trust your heart with a design so beautiful.



Headboard						
Finish	75	90	120	135	150	180
White Gloss		■				
Pink Gloss		■				

Penny

Pink and white colour options allow flexible use with most room themes.



Headboard						
Finish	75	90	120	135	150	180
Pink Gloss		■				
White Gloss		■				

Soccer


Back of the net! A dream headboard for any budding young footballer.



Headboard	75	90	120	135	150	180
Black		■				
White Gloss		■				

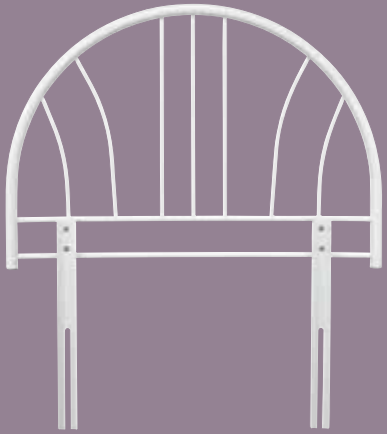
Jemima

For the princess of hearts.



Headboard						
Finish	75	90	120	135	150	180
Pink Gloss		■				

Annabelle Enchanting and curvaceous.



Headboard						
Finish	75	90	120	135	150	180
Black		■				
White Gloss		■				
Silver		■				

Index



Mercury | P22



Brennington | P25



Jemima | P32



Soccer | P33



Edwardian II | P8



Edwardian II | P8



Zeus | P13



Zeus | P13



Marseilles | P15



Marseilles | P15



Chloe | P18



Paris | P19



Paris | P19



Modena | P20



Modena | P20



Lyon | P21



Lyon | P21



Mercury | P22



Tetras White | P23



Tetras White | P23



Tetras Beech | P24



Tetras | P24



Brennington | P25



Waverly | P26



Celine | P27



Isabelle 4 Poster | P28



Isabelle | P29



Daisy | P30



Yasmin | P31



Yasmin | P312



Jemima | P32



Soccer | P33



Soccer | P33



Penny | P34



Penny | P34



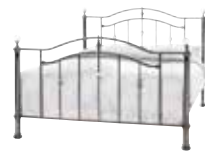
Penny | P34



Benjamin | P6



Benjamin | P6



Ashley | P7



Ashley | P7



Jessica | P11




Jessica | P11



Zeus | P13



Zeus | P13



Marseilles | P15



Marseilles | P15



Paris | P19



Paris | P19



Modena | P20



Modena | P20



Lyon | P21



Lyon | P21



Mercury | P22



Tetras White | P23



Tetras White | P23



Tetras Beech | P24



Tetras Beech | P24



Brennington | P25



Benjamin | P6



Benjamin | P6



Ashley | P7



Ashley | P7



Edwardian II | P8



Edwardian II | P8



Calypso | P9



Pluto | P10



Jessica | P11



Jessica | P11



Olivia | P12




Zeus | P13



Zeus | P13



Nice | P14



Marseilles | P15



Marseilles | P15



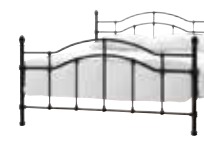
Elizabeth | P16



Armstrong | P17



Chloe | P18



Paris | P190



Paris | P19



Modena | P20



Modena | P20



Lyon | P21



Lyon | P21



Mercury | P22



Tetras White | P23



Tetras White | P23



Tetras Beech | P24



Tetras | P24



Brennington | P25



Waverly | P26



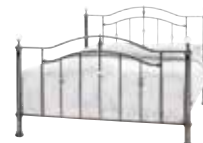
Celine | P27



Benjamin | P6



Benjamin | P6



Ashley | P7



Ashley | P7



Edwardian II | P8



Edwardian II | P8



Calypso | P9



Pluto | P10



Jessica | P11



Jessica | P11



Olivia | P12



Zeus | P13



Zeus | P13



Nice | P14



Marseilles | P15



Marseilles | P15



Elizabeth | P16



Armstrong | P17



Paris | P19



Paris | P19




Modena | P20



Modena | P20



Lyon | P21



Lyon | P21



Mercury | P22



Tetras White | P23



Tetras White | P234



Tetras Beech | P24



Tetras Beech | P245



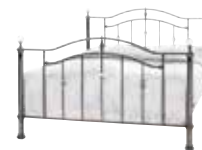
Brennington | P25



Benjamin | P6



Benjamin | P6



Ashley | P7



Ashley | P7



Edwardian II | P8



Edwardian II | P8



Calypso | P9



Jessica | P11




Jessica | P11



Zeus | P13



Zeus | P13



Marseilles | P15



Marseilles | P15



Mercury | P44



Jemima | P49



Soccer | P50



Brennington | P51



Guest Bed | P53



Marseilles | P37



Marseilles | P37



Isabelle | P38



Daisy | P39



Chloe | P40



Paris | P41



Paris | P41



Lyon | P42



Lyon | P42



Modena | P43



Mercury | P44



Yasmin | P45



Yasmin | P45



Tetras White | P46



Tetras White | P46



Tetras Beech | P47



Tetras Beech | P47



Penny | P48



Penny | P48



Jemima | P49



Soccer | P50



Soccer | P50



Brennington | P51



Celine | P52



Guest Bed | P53




Florence | P55



Marseilles | P56



Marseilles | P57



Lyon | P58



Lyon | P59

90cm Day Bed



Lyon | P58



Lyon | P59

75cm Day Bed



Florence | P55



Marseilles | P56



Marseilles | P57



Lyon | P58



Lyon | P59

90cm Day Bed with Optional Guest Bed



Lyon | P58



Lyon | P59

75cm Day Bed with Optional Guest Bed



Oslo Twin Bunk | P65



Oslo Twin Bunk | P66



Oslo Twin Bunk | P67



Oslo 3 Sleeper | P62



Oslo 3 Sleeper | P63



Oslo 3 Sleeper | P64

Bunk Bed




Urban | P70



Urban | P70



Urban | P70



Urban | P70

Bedroom Furniture Storage Drawers



Luxor | P69

120cm Folding Bed



Arezzo | P68



Luxor | P69

80cm Folding Bed



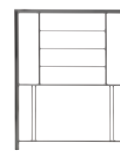
Edwardian II | P75



Edwardian II | P75



Zeus | P77



Zeus | P77



Marseilles | P78



Marseilles | P78



Lyon | P79



Tetras Beech | P80

Headboard 90cm Single

Headboard
90cm Single



Mercury | 81



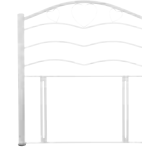
Brennington | P82



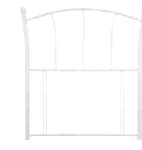
Waverly | P83



Yasmin | P84



Yasmin | P84



Penny | P85



Penny | P85



Soccer | P86



Soccer | P86



Jemima | P87



Annabelle | P88

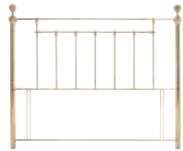


Annabelle | P88

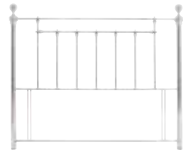


Annabelle | P88

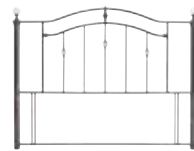
Headboard
120cm Small Double



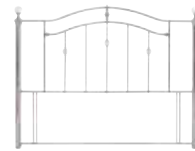
Benjamin | P73



Benjamin | P73



Ashley | P74



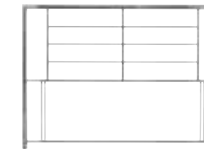
Ashley | P74



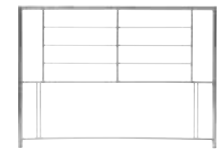
Jessica | P76



Jessica | P76



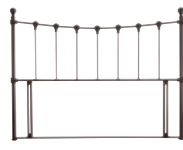
Zeus | P77



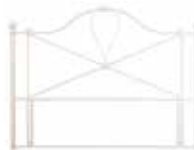
Zeus | P77



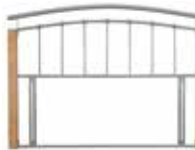
Marseilles | P78



Marseilles | P78



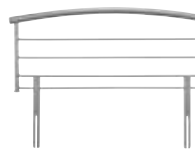
Lyon | P79



Tetras Beech | P80

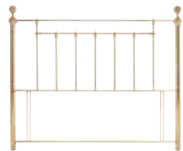


Mercury | P81

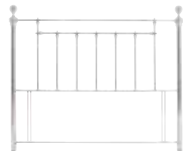


Brennington | P82

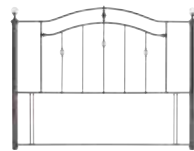
Headboard
135cm Double



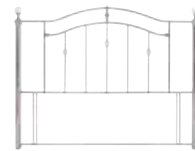
Benjamin | P73



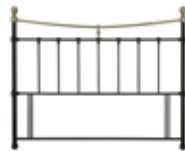
Benjamin | P73



Ashley | P74



Ashley | P74



Edwardian II | P75



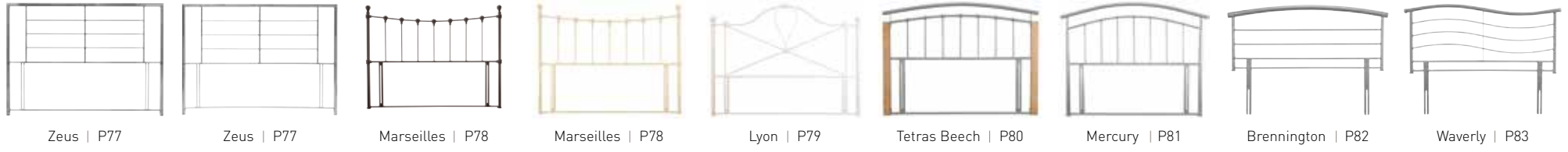
Edwardian II | P75



Jessica | P76



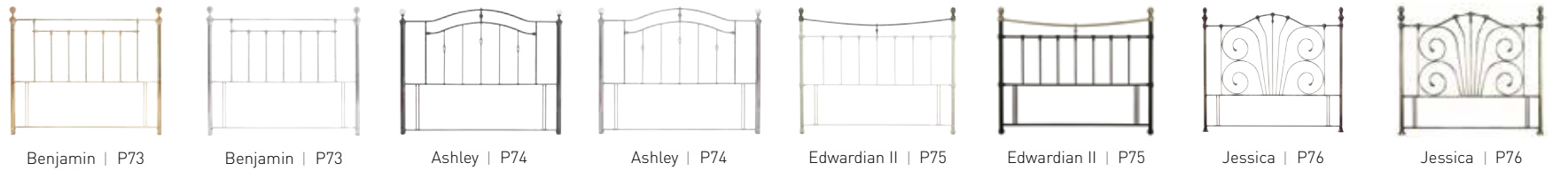
Jessica | P76



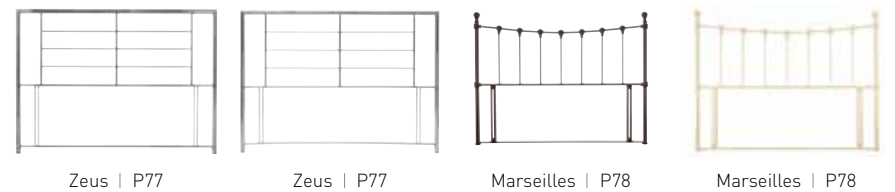
Headboard
135cm Double



Headboard
150cm King



Headboard
180cm Super King



Model	Catalogue page no.	Mattress Size (cm)	Head End Height (mm)	Foot End Height (mm)	Length Overall (mm)	Width Overall (mm)
BEDSTEADS						
Benjamin	6	120	1321	953	2060	1260
Benjamin	6	135	1321	953	2060	1460
Benjamin	6	150	1321	953	2155	1590
Benjamin	6	180	1321	953	2155	1860
Ashley	7	120	1220	940	2050	1255
Ashley	7	135	1220	940	2050	1455
Ashley	7	150	1220	940	2145	1585
Ashley	7	180	1220	940	2145	1855
Edwardian II	8	90	1220	940	2020	945
Edwardian II	8	135	1225	925	2025	1443
Edwardian II	8	150	1225	925	2120	1573
Edwardian II	8	180	1225	925	2120	1844
Calypso	9	135	1080	755	2020	1534
Calypso	9	150	1109	755	2115	1661
Calypso	9	180	1080	730	2085	1957
Pluto	10	135	1105	685	2020	1426
Pluto	10	150	1105	685	2115	1556
Jessica	11	120	1405	1095	2065	1270
Jessica	11	135	1405	1095	2065	1425
Jessica	11	150	1405	1095	2140	1578
Jessica	11	180	1405	1095	2140	1882
Olivia	12	135	1230	930	2020	1440
Olivia	12	150	1230	930	2115	1570
Zeus	13	90	1108	335	1928	915
Zeus	13	120	1108	335	1928	1215
Zeus	13	135	1108	335	1928	1415
Zeus	13	150	1108	335	2028	1545
Zeus	13	180	1108	335	2028	1815
Nice	14	135	1165	865	1995	1410
Nice	14	150	1165	857	2063	1557
Marseilles	15	90	1178	908	1997	945
Marseilles	15	120	1172	908	1988	1245
Marseilles	15	135	1172	908	1988	1397
Marseilles	15	150	1172	908	2063	1549
Marseilles	15	180	1174	910	2082	1867
Elizabeth	16	135	1105	810	2055	1410
Elizabeth	16	150	1105	810	2145	1562
Armstrong	17	135	1000	545	1975	1425
Armstrong	17	150	1000	545	2065	1577
Chloe	18	90	1075	700	1976	982
Chloe	18	135	1075	700	1976	1439

Model	Catalogue page no.	Mattress Size (cm)	Head End Height (mm)	Foot End Height (mm)	Length Overall (mm)	Width Overall (mm)
Paris	19	90	1030	770	2020	950
Paris	19	120	1030	770	2020	1250
Paris	19	135	1030	770	2020	1400
Paris	19	150	1030	770	2095	1550
Modena	20	90	1000	660	2000	928
Modena	20	120	1000	660	2000	1245
Modena	20	135	1000	660	2000	1397
Modena	20	150	1000	660	2080	1550
Lyon	21	90	1120	830	1988	945
Lyon	21	120	1163	872	1988	1252
Lyon	21	135	1160	872	1988	1405
Lyon	21	150	1165	880	2068	1556
Mercury	22	75	1087	695	1980	890
Mercury	22	90	1120	730	1980	1030
Mercury	22	120	1125	725	1980	1330
Mercury	22	135	1145	733	1980	1487
Mercury	22	150	1150	733	2070	1635
Tetras White	23	90	1020	550	1975	953
Tetras White	23	120	1025	570	1975	1260
Tetras White	23	135	1025	570	1975	1428
Tetras White	23	150	1025	570	2055	1578
Tetras Beech	24	90	1020	550	1975	953
Tetras Beech	24	120	1025	570	1975	1260
Tetras Beech	24	135	1025	570	1975	1428
Tetras Beech	24	150	1025	570	2055	1578
Brennington	25	75	1020	560	1995	830
Brennington	25	90	1020	560	1995	1038
Brennington	25	120	1020	560	1995	1350
Brennington	25	135	1020	560	1995	1495
Brennington	25	150	1020	560	2030	1580
Waverly	26	90	800	525	1995	1035
Waverly	26	135	970	570	1995	1460
Celine	27	90	885	575	1995	1042
Celine	27	135	884	574	1995	1494
Isabelle Four Poster	28	90	2065	2065	1976	928
Isabelle	29	90	1195	966	1988	921
Daisy	30	90	1200	973	1976	928
Yasmin	31	90	1060	750	2014	946
Jemima	32	75	1010	658	1980	845
Jemima	32	90	1010	658	1980	1010
Soccer	33	75	1033	660	1975	845
Soccer	33	90	1033	660	1975	1030
Penny	34	90	1052	648	1985	1000

Model	Catalogue page no.	Mattress Size (cm)	Head End Height (mm)	Foot End Height (mm)	Length Overall (mm)	Width Overall (mm)
GUEST BEDS						
Marseilles	37	90	315	•	1883	914
Isabelle	38	90	315	•	1883	914
Daisy	39	90	315	•	1883	914
Chloe	40	90	315	•	1883	914
Paris	41	90	315	•	1883	914
Lyon	42	90	315	•	1883	914
Modena	43	90	315	•	1883	914
Mercury	44	75	315	•	1883	763
Mercury	44	90	315	•	1883	914
Yasmin	45	90	315	•	1883	914
Tetras White	46	90	315	•	1883	914
Tetras Beech	47	90	315	•	1883	914
Penny	48	90	315	•	1883	914
Jemima	49	75	315	•	1883	763
Jemima	49	90	315	•	1883	914
Soccer	50	75	315	•	1883	763
Soccer	50	90	315	•	1883	914
Brennington	51	75	315	•	1883	763
Brennington	51	90	315	•	1883	914
Celine	52	90	315	•	1883	914
Guest Bed	53	75	315	•	1883	763
Guest Bed	53	90	315	•	1883	914
DAY BEDS						
Florence	55	90	1170	1135	2030	930
Marseilles	56-57	90	1178	1178	1997	945
Lyon	58	75	1185	740	2015	825
Lyon	59	90	1185	740	2015	945
BUNK BEDS						
Oslo Three Sleeper	62-64	90 & 135	1700	•	1375	1993
Oslo Twin Bunk	65-67	90 & 90	1605	•	980	1993
FOLDING BEDS						
Arezzo	68	80	Please refer to product page for full details.			
Luxor	69	80 & 120	Please refer to product page for full details.			
STORAGE DRAWERS						
Urban	70	•	265	•	620	900
HEADBOARDS						
Headboard Stand	72	•	•	•	•	•
Benjamin	73	120	1321	•	•	1260
Benjamin	73	135	1321	•	•	1460
Benjamin	73	150	1321	•	•	1590
Benjamin	73	180	1321	•	•	1860
Ashley	74	120	1220	•	•	1255
Ashley	74	135	1220	•	•	1455

Model	Catalogue page no.	Mattress Size (cm)	Head End Height (mm)	Foot End Height (mm)	Length Overall (mm)	Width Overall (mm)
Ashley	74	150	1220	•	•	1585
Ashley	74	180	1220	•	•	1855
Edwardian II	75	90	1300	•	•	945
Edwardian II	75	135	1275	•	•	1443
Edwardian II	75	150	1275	•	•	1573
Edwardian II	75	180	1225	•	•	1841
Jessica	76	120	1495	•	•	1270
Jessica	76	35	1495	•	•	1425
Jessica	76	150	1495	•	•	1578
Jessica	76	180	1495	•	•	1882
Zeus	77	90	1108	•	•	915
Zeus	77	120	1108	•	•	1215
Zeus	77	135	1108	•	•	1415
Zeus	77	150	1108	•	•	1545
Zeus	77	180	1108	•	•	1815
Marseilles	78	90	1170	•	•	947
Marseilles	78	120	1170	•	•	1252
Marseilles	78	135	1170	•	•	1405
Marseilles	78	150	1178	•	•	1553
Marseilles	78	180	1174	•	•	1867
Lyon	79	90	1120	•	•	998
Lyon	79	120	1160	•	•	1261
Lyon	79	135	1160	•	•	1403
Lyon	79	150	1160	•	•	1553
Tetras Beech	80	90	1020	•	•	961
Tetras Beech	80	120	1048	•	•	1246
Tetras Beech	80	135	1048	•	•	1418
Tetras Beech	80	150	1048	•	•	1570
Mercury	81	90	1115	•	•	1080
Mercury	81	120	1120	•	•	1330
Mercury	81	135	1125	•	•	1485
Mercury	81	150	1130	•	•	1620
Brennington	82	90	510	•	•	1032
Brennington	82	120	653	•	•	1343
Brennington	82	135	677	•	•	1496
Waverly	83	90	1100	•	•	1035
Waverly	83	135	1100	•	•	1470
Yasmin	84	90	1109	•	•	996
Penny	85	90	1046	•	•	1000
Soccer	86	90	1050	•	•	1000
Jemima	87	90	1050	•	•	1000
Annabelle	88	90	645	•	•	908
Important Information: All dimensions displayed within this brochure are presumed correct at the time of printing. We reserve the right to alter the designs, dimensions and availability without prior notice. E&OE.						



PHONE

0121 505 0270

FAX

0121 505 4516

EMAIL

sales@serene.co.uk

WEBSITE

www.serene.co.uk

ADDRESS

Serene Furnishings Limited
Unit 1a, The Hill Top Estate,
Shaw Street,
West Bromwich B70 0TX
United Kingdom

All purchases/sales are subject to our current Terms & Conditions. The placing of any order will be deemed to be an acceptance of these Terms & Conditions.
Please visit our website: www.serene.co.uk or email: sales@serene.co.uk if you require a copy of our Terms & Conditions.

All copyright, design rights and other intellectual property rights in our product design, images and text are and remain the property of Serene Furnishings Limited. Whilst every effort has been made to reproduce the colours in this brochure as accurately as possible, it is limited by the process of print reproduction. Details displayed within this brochure are presumed correct at the time of printing. We reserve the right to alter the designs, dimensions and availability without prior notice. E&OE.