



SS - 051 SPECIFICATION SHEET

*All dimensions are in cm and are approximate. Actual sizes may vary.

SPECIFICATION

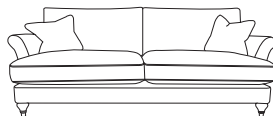
Frames: Hand-picked fully seasoned hardwoods from managed sources. All major joints are glued, screwed and stapled for added strength. The frames are subjected to tough testing, well in excess of normal domestic use. 10 year frame guarantee.

INTERIORS

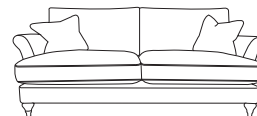
Seat suspension: High tensile zig-zag springs.

Seat cushion filling: Quallofil blue as standard. Foam seat cushions available at a supplement.


Back cushion fillings: High quality branded fibre.



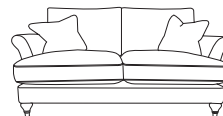
Grand
W232 H91 D105cm



Extra Large
W212 H91 D105cm



Large
W192 H91 D105cm



Medium
W172 H91 D105cm



Loveseat
W128 H91 D105cm

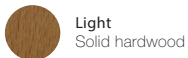


Chair
W98 H91 D105cm

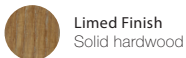
CARE

Cushions must be plumped and turned regularly to retain their performance and appearance.

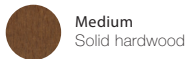
FOOT FINISHES



Light
Solid hardwood



Limed Finish
Solid hardwood



Medium
Solid hardwood



Vintage
Solid hardwood