



# SS - 051 SPECIFICATION SHEET

\*All dimensions are in cm and are approximate. Actual sizes may vary.

## SPECIFICATION

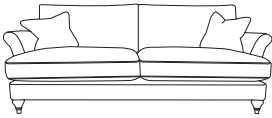
**Frames:** Hand-picked fully seasoned hardwoods from managed sources. All major joints are glued, screwed and stapled for added strength. The frames are subjected to tough testing, well in excess of normal domestic use. 10 year frame guarantee.

## INTERIORS

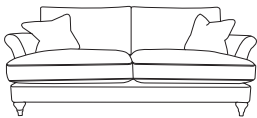
**Seat suspension:** High tensile zig-zag springs.

**Seat cushion filling:** Quallofil blue as standard. Foam seat cushions available at a supplement.


**Back cushion fillings:** High quality branded fibre.



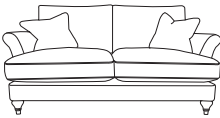
**Grand**  
W232 H91 D105cm



**Extra Large**  
W212 H91 D105cm



**Large**  
W192 H91 D105cm



**Medium**  
W172 H91 D105cm



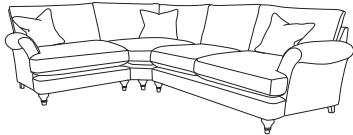
**Loveseat**  
W128 H91 D105cm



**Chair**  
W98 H91 D105cm



**Large Corner (2 corner 2)**  
W290 H91 D105 L290cm

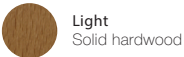


**LH/RH Small corner (LHF shown)**  
W290 H91 D105 L227cm

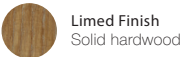
## CARE

Cushions must be plumped and turned regularly to retain their performance and appearance.

## FOOT FINISHES



**Light**  
Solid hardwood



**Limed Finish**  
Solid hardwood



**Medium**  
Solid hardwood



**Vintage**  
Solid hardwood